Puzzle 1

10×10 · Solution on page 9

			1	2 5	1 7	9	9	3 4	4 4	1 7	2 5	1 1
	2	2										
2	4	2										
		6										
		8										
	4	3										
	4	3										
		8										
		8										
		6										
		4										

How to play

Shade cells to reveal a hidden picture. The numbers beside each row and above each column are the lengths of the runs of shaded cells in that line, in order, with at least one empty cell between two runs. Mark the cells you know are empty with a small x.

Puzzle 2

10×10 · Solution on page 9

		3	5	5	6	9	6	6	6	3	1
	3										
	4										
	5										
	6										
1	6										
	8										
	5										
	5										
	4										
	3										

How to play

Shade cells to reveal a hidden picture. The numbers beside each row and above each column are the lengths of the runs of shaded cells in that line, in order, with at least one empty cell between two runs. Mark the cells you know are empty with a small x.

Puzzle 3

10×10 · Solution on page 9

			0	4	5	2	4 2	2 1 1	2	3 2	3	2
		2										
	1	3										
	2	3										
		2										
1	1	2										
	2	3										
		2										
		5										
		4										
		0										

How to play

Shade cells to reveal a hidden picture. The numbers beside each row and above each column are the lengths of the runs of shaded cells in that line, in order, with at least one empty cell between two runs. Mark the cells you know are empty with a small x.

Puzzle 4

10×10 · Solution on page 9

		3	8	9	9	4 4	4 4	9	10	8	2 1
	4										
	8										
	9										
	9										
4	4										
3	4										
	8										
	9										
	8										
4	1										

How to play

Shade cells to reveal a hidden picture. The numbers beside each row and above each column are the lengths of the runs of shaded cells in that line, in order, with at least one empty cell between two runs. Mark the cells you know are empty with a small x.

Puzzle 5

10×10 · Solution on page 9

		0	1	3 2 1	4 1 1	5 3	4 1 1	1 2 2 1	2 3	2	0
	1										
1	1										
4	1										
5	1										
	7										
3	1										
2	2										
	5										
	1										
	5										

How to play

Shade cells to reveal a hidden picture. The numbers beside each row and above each column are the lengths of the runs of shaded cells in that line, in order, with at least one empty cell between two runs. Mark the cells you know are empty with a small x.

Puzzle 6

10×10 · Solution on page 9

		7	2 5	1 5	1 3	1	1	1 3	1 5	2 5	7
	4										
2	2										
1	1										
1	1										
1	1										
3	3										
4	4										
4	4										
4	4										
3	3										

How to play

Shade cells to reveal a hidden picture. The numbers beside each row and above each column are the lengths of the runs of shaded cells in that line, in order, with at least one empty cell between two runs. Mark the cells you know are empty with a small x.

Puzzle 7

10×10 · Solution on page 9

		3	4	5	7	7	7	3 3	7	5	3
	3										
	5										
	7										
3	3										
	7										
	7										
	7										
	5										
	4										
	3										

How to play

Shade cells to reveal a hidden picture. The numbers beside each row and above each column are the lengths of the runs of shaded cells in that line, in order, with at least one empty cell between two runs. Mark the cells you know are empty with a small x.

Puzzle 8

10×10 · Solution on page 9

	3	4	7	8	10	8	8	6	4	1
3										
3										
7										
8										
9										
10										
7										
7										
3										
2										

How to play

Shade cells to reveal a hidden picture. The numbers beside each row and above each column are the lengths of the runs of shaded cells in that line, in order, with at least one empty cell between two runs. Mark the cells you know are empty with a small x.

Solutions



1 · Alarm clock



2 · Bone



3 · Feather



4 · Fried egg

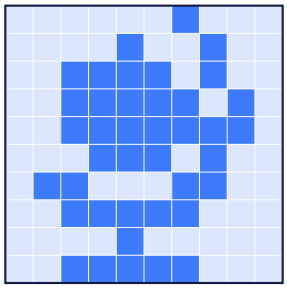

5 · Globe



6 · Headphones



7 · Key



8 · Windmill

About this pack

Free to print and photocopy for home, school or care homes. Selling or reselling the packs is not allowed.

A new puzzle every day, free and without sign-up, at https://logikdaily.com/en/nonograms/

Some pictures in this pack are based on icons from these sets, used under their licences:

Tabler Icons (filled) · Paweł Kuna · MIT · tabler.io/icons

MIT License

Copyright (c) 2020-2026 Paweł Kuna

Permission is hereby granted, free of charge, to any person obtaining a copy of this software and associated documentation files (the "Software"), to deal in the Software without restriction, including without limitation the rights to use, copy, modify, merge, publish, distribute, sublicense, and/or sell copies of the Software, and to permit persons to whom the Software is furnished to do so, subject to the following conditions:

The above copyright notice and this permission notice shall be included in all copies or substantial portions of the Software.

THE SOFTWARE IS PROVIDED "AS IS", WITHOUT WARRANTY OF ANY KIND, EXPRESS OR IMPLIED, INCLUDING BUT NOT LIMITED TO THE WARRANTIES OF MERCHANTABILITY, FITNESS FOR A PARTICULAR PURPOSE AND NONINFRINGEMENT. IN NO EVENT SHALL THE AUTHORS OR COPYRIGHT HOLDERS BE LIABLE FOR ANY CLAIM, DAMAGES OR OTHER LIABILITY, WHETHER IN AN ACTION OF CONTRACT, TORT OR OTHERWISE, ARISING FROM, OUT OF OR IN CONNECTION WITH THE SOFTWARE OR THE USE OR OTHER DEALINGS IN THE SOFTWARE.