Puzzle 1

5×5 · Solution on page 9

		2	4	4	4	2
1	1					
	5					
	5					
	3					
	1					

How to play

Shade cells to reveal a hidden picture. The numbers beside each row and above each column are the lengths of the runs of shaded cells in that line, in order, with at least one empty cell between two runs. Mark the cells you know are empty with a small x.

Puzzle 2

5×5 · Solution on page 9

			1		1	
			1	3	1	
		3	1	1	1	3
		3				
1	1	1				
		5				
	1	1				
		3				

How to play

Shade cells to reveal a hidden picture. The numbers beside each row and above each column are the lengths of the runs of shaded cells in that line, in order, with at least one empty cell between two runs. Mark the cells you know are empty with a small x.

Puzzle 3

5×5 · Solution on page 9

		1	4	4	4	1
	1					
	3					
	5					
	3					
1	1					

How to play

Shade cells to reveal a hidden picture. The numbers beside each row and above each column are the lengths of the runs of shaded cells in that line, in order, with at least one empty cell between two runs. Mark the cells you know are empty with a small x.

Puzzle 4

5×5 · Solution on page 9

	1	1 2	5	1 2	1
1					
3					
5					
1					
3					

How to play

Shade cells to reveal a hidden picture. The numbers beside each row and above each column are the lengths of the runs of shaded cells in that line, in order, with at least one empty cell between two runs. Mark the cells you know are empty with a small x.

Puzzle 5

5×5 · Solution on page 9

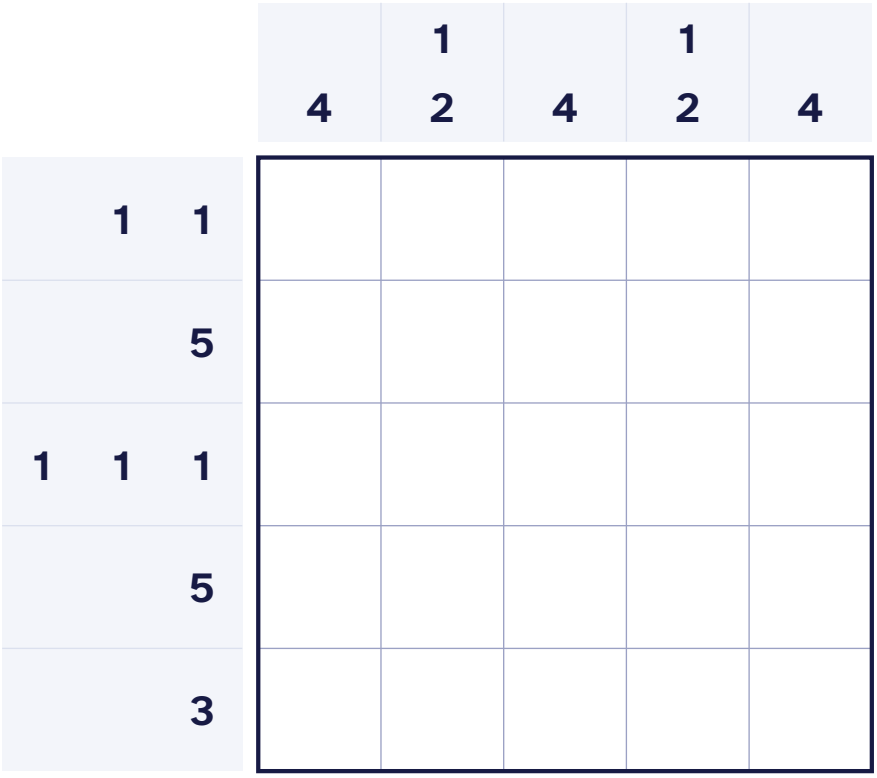

How to play

Shade cells to reveal a hidden picture. The numbers beside each row and above each column are the lengths of the runs of shaded cells in that line, in order, with at least one empty cell between two runs. Mark the cells you know are empty with a small x.

Puzzle 6

10×10 · Solution on page 9

	1 1	2 2	3 3	4 3	 10	5 3	4 3	3 3	2 2	1 1
1										
2										
4										
6										
8										
10										
1										
10										
8										
6										

How to play

Shade cells to reveal a hidden picture. The numbers beside each row and above each column are the lengths of the runs of shaded cells in that line, in order, with at least one empty cell between two runs. Mark the cells you know are empty with a small x.

Puzzle 7

10×10 · Solution on page 9

		4	6	8	8	1 8	10	8	9	1 6	4
	2										
1	2										
	6										
	8										
	10										
	10										
	10										
	10										
	8										
	6										

How to play

Shade cells to reveal a hidden picture. The numbers beside each row and above each column are the lengths of the runs of shaded cells in that line, in order, with at least one empty cell between two runs. Mark the cells you know are empty with a small x.

Puzzle 8

10×10 · Solution on page 9

			7	9	2 4	7	7	7	7	2 4	9	7
	1	1										
	2	2										
	3	3										
		10										
2	4	2										
2	4	2										
		10										
		10										
		8										
		6										

How to play

Shade cells to reveal a hidden picture. The numbers beside each row and above each column are the lengths of the runs of shaded cells in that line, in order, with at least one empty cell between two runs. Mark the cells you know are empty with a small x.

Solutions



1 · Heart



2 · Smiley



3 · House



4 · Little tree



5 · Kitten

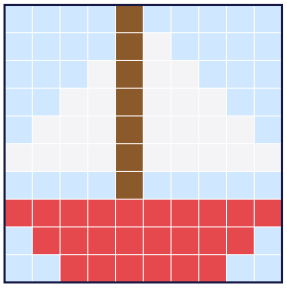

6 · Sailboat



7 · Apple

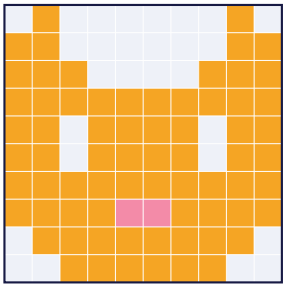

8 · Cat

About this pack

Free to print and photocopy for home, school or care homes. Selling or reselling the packs is not allowed.

A new puzzle every day, free and without sign-up, at https://logikdaily.com/en/nonograms/

All the pictures in this pack were drawn for LogikDaily.